

# PET-FRIENDLY SIGNAGE:

## SAMPLE MESSAGES FOR CITIES





The more pet-friendly parks and trails a community has, the more people and pets can get outside together. That's good for everyone, encouraging activity, health and socialization. Just make sure local signage encourages good behavior and keeps everyone safe.

Help your messages make their mark with signage that pops. Use large fonts, bright colors and happy pet faces. Consider speaking in the "voice" of a dog, as an added way to draw attention to your messages.

Here's a list of sample messages from Mars Petcare to help.

## **RESPONSIBLE PET OWNERSHIP MESSAGES**

### **LOVE THE LEASH:**

Use a leash to protect your pet, your surroundings and those you meet along the way.

### **NO NIBBLING:**

Don't let your pet chew on plants that could be harmful. Bring snacks instead!

### **RESPECT THE PATH:**

Pick up after your pet for those who will follow in your footsteps.

### **EXPLORE TOGETHER:**

One of the greatest gifts pets give us is loving companionship.





# LOVE THE LEASH

Use a leash to protect me, our surroundings and those we meet along the way.



Better **CITIES** for pets™  
A MARS PETCARE PROGRAM

©2019 Mars or Affiliates.

**MARS**  
Petcare

## TRY MESSAGES IN A DOG'S VOICE

### **If you're tired, I probably am too.**

Rest and water breaks are good for people and pets!

### **We're dogs. We can't do it ourselves.**

Please clean up after us.

### **Gimme a break.**

Dogs need more water than people do. Plan breaks to keep me happy and healthy.

## SAFETY MESSAGES

### **PROTECT OTHERS:**

Keeping pets leashed helps keep people and pets safe.

### **KNOW THE SIGNS:**

Avoid bites. Back away from pets that seem uncomfortable or are growling.

### **ASK FIRST:**

Always ask for permission before touching an unknown pet. Teach kids to do so too!

### **STAY SAFE:**

Be gentle and never tease or corner a pet. Doing so could scare it into biting.

### **MAKE NEW FRIENDS:**

But approach other pets with care until you know how the meeting will go.



# GET FIT

Exercising with me helps strengthen our bond and helps us both stay healthy.



Better **CITIES** for pets<sup>™</sup>  
A MARS PETCARE PROGRAM

**MARS**  
Petcare

©2019 Mars or Affiliates

## EXERCISE MESSAGES

### STEP IT UP:

People with dogs walk more than those without, helping both pets and people be healthier.

### GET FIT:

Active play helps keep your dog's body healthy, improves coordination and stimulates his or her mind.

### BUILD A BOND:

Exercising and playing with your dog helps strengthen the bond between you.

### BANISH BOREDOM:

Exercise helps physical health. It can also reduce anxiety or boredom that can cause pets to act out.

### MAKE NEW FRIENDS:

Active play with other pets has the added bonus of helping improve social skills.



# NO NIBBLING

Don't let me chew on plants that could be harmful. Bring snacks instead!



Better **CITIES** for pets™  
A MARS PETCARE PROGRAM

©2019 Mars or Affiliates.

**MARS**  
Petcare

## PARKING AREA MESSAGES

### YOU AUTO KNOW:

The temp in your car can rise 20 degrees or more in just 10 minutes. Don't leave pets inside!

### COME ON IN:

Our facilities welcome pets so you can enjoy your visit together.

### PROTECT YOUR PETS:

Keep pets safe before, during and after your visit. Don't leave them unattended in your car.

### TAKE A BREAK:

Planning a walk or play time in the park before you go can make the trip more relaxed for everyone.

### TRAVEL SAFE:

You know seatbelts save lives. Give your pet the same protection! Use a harness or carrier for pets in the car.





## DOG PARK RULES MESSAGES

### FOLLOW THESE RULES TO KEEP THE PARK SAFE AND FUN FOR EVERYONE

Hours: Dawn to dusk.

- We welcome trained, well-behaved dogs who follow directions. No aggressive dogs, dogs in heat, sick dogs or dogs younger than 6 months.
- Keep your dog leashed while entering and exiting the park.
- Dogs love to run and burn off excess energy. Be sure to provide water and encourage rest breaks when needed.
- All dogs must wear a collar or harness inside the park, so you can catch them if needed. However, spiked, pinch and choke collars are prohibited.
- All dogs must be vaccinated for rabies. Tags or other proof of current vaccination must be shown upon request.
- Dogs should be supervised by someone 18 years or older; maximum two dogs per handler.
- Pay attention! It's up to you to watch your dog and what he or she is doing.
- Supervise children and be sure they understand dog safety and warning signs. No kids under 10 inside the park.
- Keep food, treats and toys outside so they aren't a temptation or distraction inside the park.
- Discourage dogs from digging holes. Help us keep the park safe for everyone.
- Always clean up after your dog, and do so immediately for the sake of other dogs and their owners.
- If your dog gets over-excited or aggressive, leash and remove him or her immediately.
- We hope your dog has a great visit! Park use is at your own risk. [NAME OF PARK] is not responsible for the actions of any visiting pets or people.
- If your dog is involved in an incident with another dog, both owners should complete statements at [LOCATION].
- Never leave a dog unattended in this park or any public space.



## DOG PARK PORTAL MESSAGES

### **THIS DOUBLE GATE KEEPS PEOPLE AND PETS SAFE! AVOID RUNAWAYS AND OTHER ISSUES BY FOLLOWING THESE IMPORTANT STEPS:**

- Wait your turn. Don't enter the portal area until other dogs and their owners are safely through it.
- Make sure the inner gate is closed before opening the outer gate.
- Keep your dog leashed until you're inside the portal and the outer gate is closed.
- Before opening the inner gate, check around it to make sure there aren't excited dogs nearby who might pounce on your pup or try to escape.
- Remove your dog's leash before opening the inner gate. Being on a leash when meeting an off-leash dog might make your pooch feel vulnerable or uncomfortable.
- See how other dogs in the park are reacting to your entrance. If you sense tension or too much excitement, consider waiting until the park is less congested.
- Once inside the park, move away from the entrance area to allow other dogs to enter.
- Follow the same procedure when you exit and always be sure your dog is securely leashed before opening the outer gate.

## TRAIL RULES MESSAGES




### **TRY THESE TIPS TO MAKE THE MOST OF YOUR TIME TOGETHER**

- Keep your dog leashed at all times.
- Bring water and snacks so neither of you gets too thirsty or hungry.
- Always clean up after your pet, and do so immediately for the sake of other pets and their owners.
- Keep control with a gentle hand. Guide your pet firmly but don't jerk the leash.
- Stay on approved paths and keep them clean.
- Take advantage of the exercise. It's not just good for your pet, it's good for you too!
- Take breaks when needed, especially water breaks for your pet.
- If your pet gets over-excited or aggressive, take a break to help him or her calm down and keep others safe.
- Stop and socialize! One of the many gifts pets give us is a chance to get outside and meet other families and their pets.
- We welcome trained, well-behaved dogs who follow directions. No aggressive dogs, dogs in heat, sick dogs or dogs younger than 6 months.
- We hope you and your pet have a great visit! Park use is at your own risk. [NAME OF PARK] is not responsible for the actions of any visiting pets or people.
- Never leave a pet unattended on this trail or in any public space.

# Better CITIES for pets™

A MARS PETCARE PROGRAM

[BetterCitiesForPets.com](http://BetterCitiesForPets.com)

   MarsPetcareUS

# MARS Petcare

